


R

AVIARY SYSTEMS HIGH RAISE



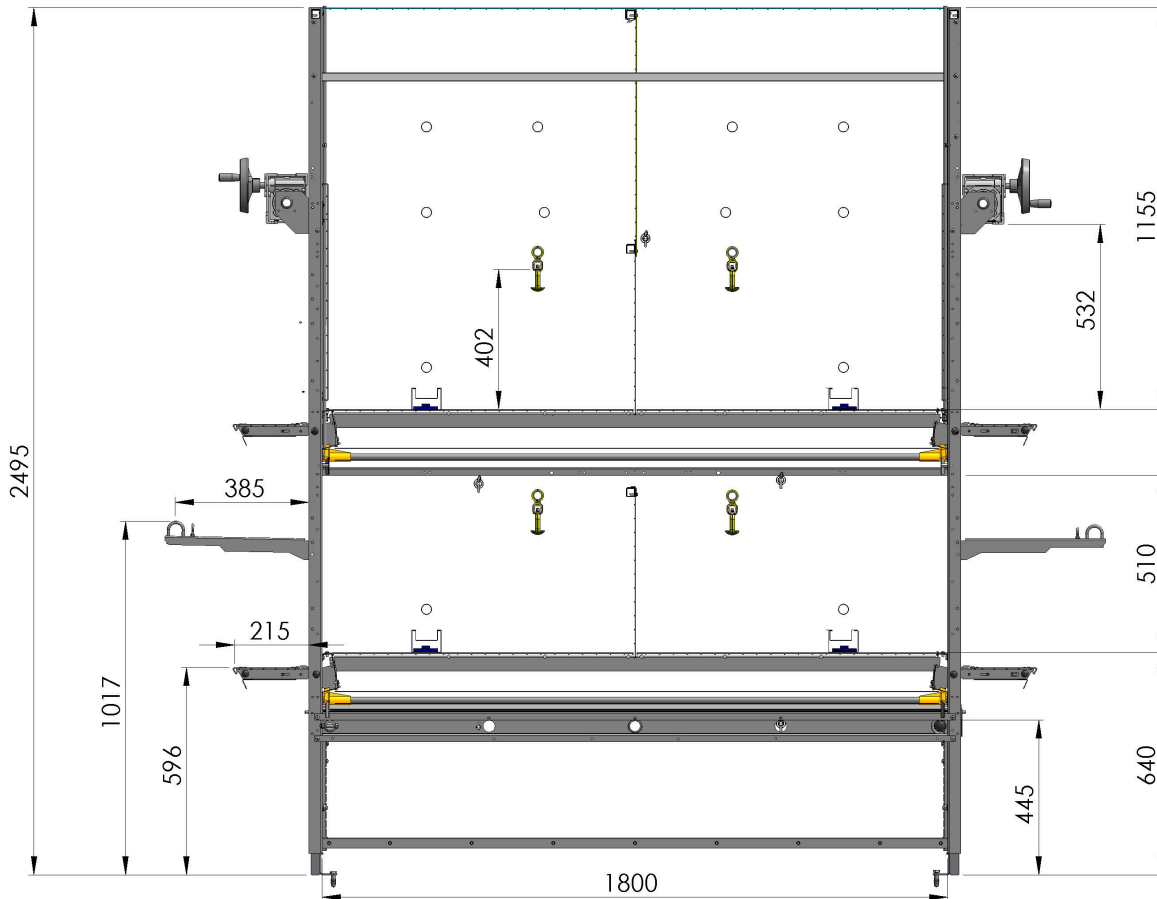
LANDMECO

POULTRY SOLUTIONS EMPOWERED BY KNOWLEDGE

REARING

A LANDMECO High Raise aviary system offers you the prerequisites for a smooth transition of chickens from the rearing to the laying aviary.

MEETS LATEST EU REGULATION FOR REARING OF BIRDS



A product design that unfolds as the lifecycle of the chickens evolves...

Week 1: The day-old chickens can be placed in both tiers of the system, allowing a comfortable amount of space, better temperature control and easier management during this first phase of rearing.

During the start-up phase the birds have easy access to feed and water. Perches at different height train early jumping and perching behavior before the system is opened.

Week 3: Around week 3 the fronts of the systems are opened to provide access to the scratching area in the aisles. During this phase of rearing, birds can jump, move between tiers by use of the ramps, platforms, and foldable perches.

The additional perches at the top tier will gradually increase in usage as birds' movement improves.

Week 16-18: The flock is ready to be transferred to the aviary layer system, where they will comfortably navigate all levels of the system. Utilizing all levels of the aviary layers system will give better distribution of birds, reduce number of floor eggs, and yield better production results.

The High Raise aviary system has been developed by LANDMECO in close cooperation with leading European producers to find the best solution for a user-friendly system and animal welfare.





ACCESSABILITY TO BIRDS

The innovative design of the openings allows for a single hand operation. Both tiers have integrated gates at the front that are rotated or slided away to ensure they do not block the entrance for birds entering the system.

- The upper tier has a sliding gate that allows the lower half of the tier to remain open for birds to enter this tier.
- The lower tier has a gate that rotates to a horizontal position under the manure belt allowing the full frame of the lower tier to be open.

BETTER CONDITIONS FOR A GOOD START

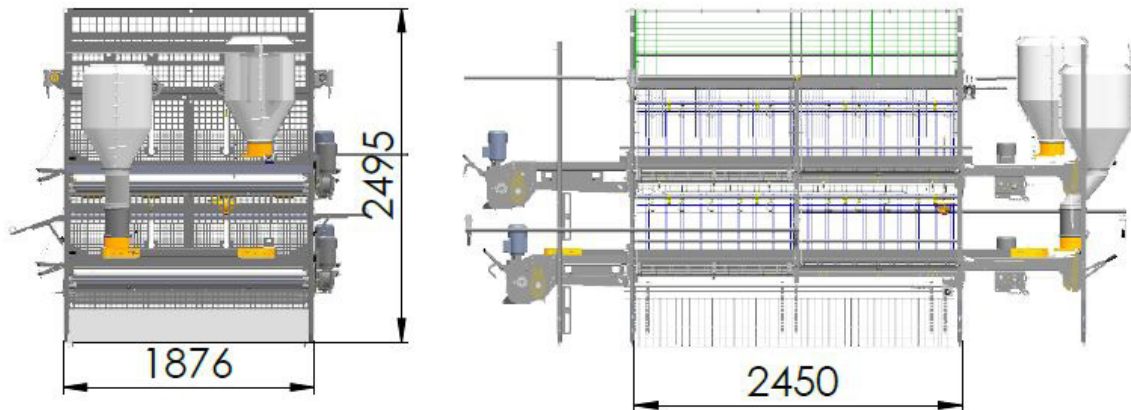
Multiple configurations for perches inside the system, platforms and height adjustable drinking lines stimulate better aviary behavior of birds from day one. The convertible platforms and foldable perches combined with ramps allow easy access to the system for chickens while providing optimal access for the farmer during vaccination and catching.



*Elektrical

TECHNICAL SPECIFICATIONS

System Area	3,60 m per running meter
Section length	2,45 m
Section width	1,80 m
Section height	2,50 m
Feed Trough	4 meter per running meter
Perches	Up to 14 perches




GREATER ASSURANCE FOR

- ✓ easy access during vaccination and catching
- ✓ animal welfare and mobility of birds
- ✓ meeting future demands for production
- ✓ easy management


See also LANDMECO brochures on, for example:
(LANDMECO retains the right to alter specifications without notice)



DRINKING SYSTEMS



AVIARY SYSTEM
COMBO



AVIARY SYSTEM
XTRA

DEALER