

A

AVIARY SYSTEMS COMBO



POULTRY SOLUTIONS EMPOWERED BY KNOWLEDGE

COMBO

the most open system on the market



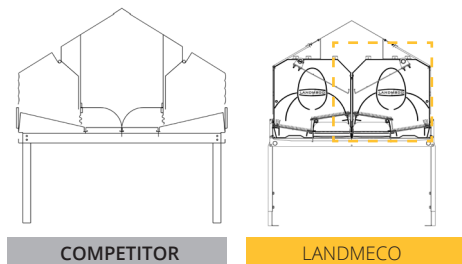
EASY ACCESSIBILITY & FREEDOM OF MOVEMENT

The Combo is designed with staggered tiers, which ensures the birds optimum freedom of movement, both vertically and horizontally, in a way that no other system on the market can. Furthermore, the centrally positioned nest ensures that the hens have very easy access to the nest.

The Combo also favors the producer in many aspects as the staggered tier design

provides an unobstructed view of all tiers and the nest simultaneously. Furthermore, the Combo ensures easy access to the individual tiers, and the slatted area in front of the nest is by far strong enough to be used as a catwalk for inspection. All factors which optimize the conditions for good management and performance.

The Combo meets German KAT requirements as well as EU requirements.



ADDITIONAL SPACE IN THE NEST

The unique design in LANDMECO's nest, where the egg belt is positioned directly beneath the nest, allows it to be about 25% larger than otherwise.

The design gives the nest a width of 114 cm (44,8818 inch). There is thus extra space for the hens, both in depth and height. Such additional space is a huge advantage as the hens begin their daily egg laying almost simultaneously.



PARTICULARLY GENTLE EGG HANDLING

LANDMECO's nest is developed with particular focus on minimizing all potential shock impacts from the egg leaves the hen until it reaches the packing station. All contact points have been thoroughly tested with an electronic egg that measures the power of the shock impacts, and system solutions have been fine-tuned again and again until the shock impact was eliminated/minimized.

The result is a nest which is extremely gentle. Clean eggs are ensured through effective gentle brushes on the drive unit and return, as well as effective mat solutions.

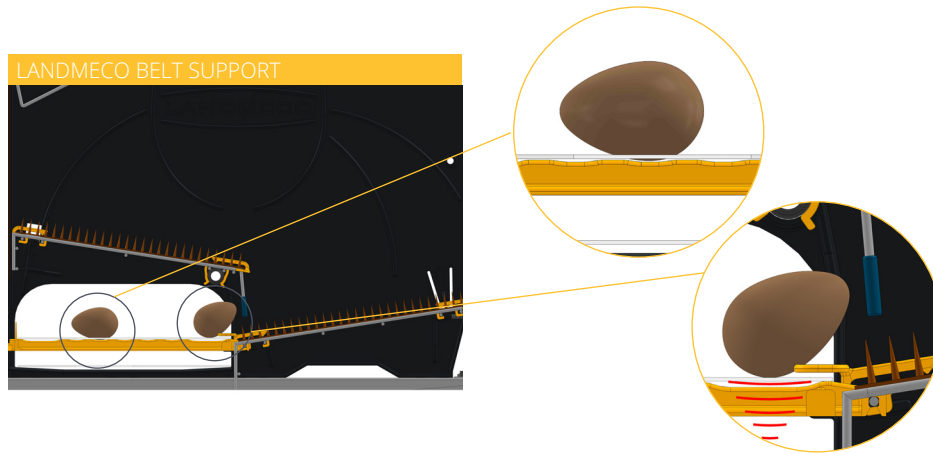
The nest design with staggered tiers is known to treat the eggs carefully with very few cracked and dirty eggs. The location of the egg belt under the nest, combined with a flat slope of the mats makes the eggs roll easily away but at low speed and only a short roll length (appr. 25 cm / 9.8425 inch) before the egg reaches the egg belt.

The egg belt lies on a support, which is also a potential shock impact when the egg hits the perforated egg belt. But LANDMECO's specially designed Belt Support in plastic is designed to ensure clearance in the support in all the places where there is a hole in the egg belt. This prevents an otherwise potentially hard contact point completely. The plastic is made from a low friction material.

Clean eggs are ensured with a motorized brush on both the drive unit (hard brush) and the return unit (soft brush - optional) to ensure less dust and dirt and thereby cleaner eggs.

Mat solutions that prevent dirty eggs: The lower mat is perforated so the dirt falls through the mat and disappears from the nest. The upper mat is completely sealed at the bottom in order to prevent eggs from becoming dirty.

LANDMECO uses AstroTurf mats which are extremely durable and carry a 8-year warranty.



Cleaning

Combo is designed to allow easy and thorough cleaning. Great importance is therefore attached to the use of open profiles with as few joints as possible.

Superior quality

The materials used by LANDMECO are of superior quality. Only materials from European suppliers are used, thus providing Combo with exceptional durability and service life. The Combo system is always supplied with adjustable, stainless legs.

Manure belts

Each belt has its own drive unit and can therefore be run individually. The drive unit contains heavy-duty, rubber-coated pressure rollers ensuring optimum contact with the drive roller. The unit is also equipped with a weighted roller, which partially compensates for temperature dependent belt elongation.

Return unit

A waste tray is mounted on the manure belt as well as the egg belt.

The waste tray has furthermore a self-cleaning integrated auger, which transports all the waste away automatically.

Centrally controlled netting

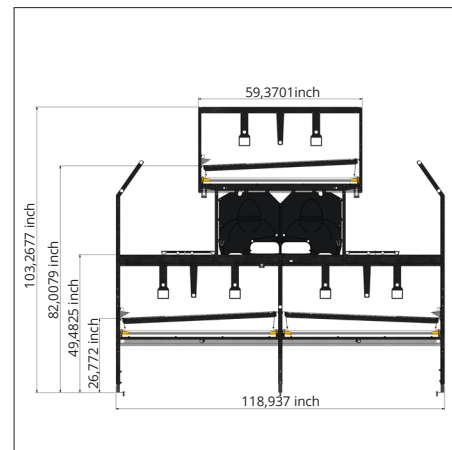
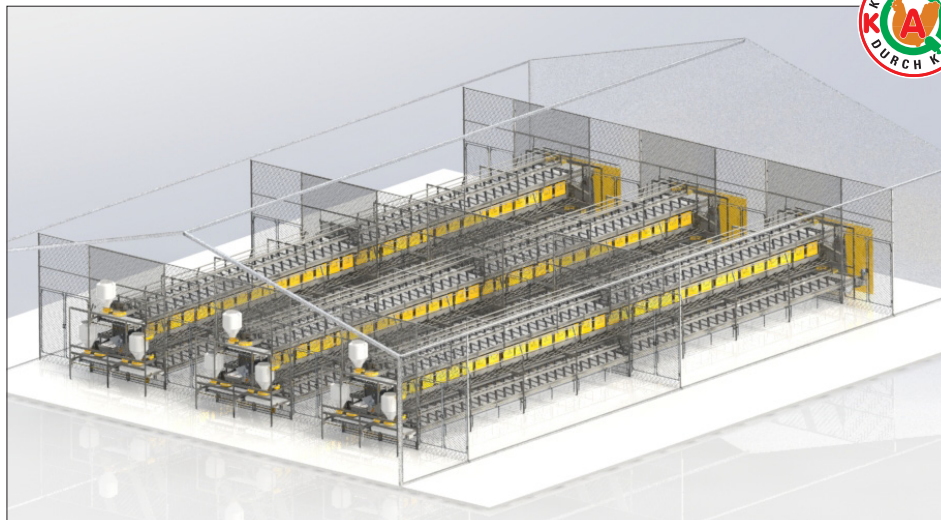
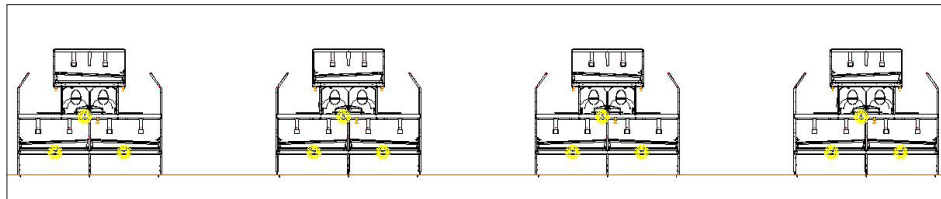
The hinged netting beneath the Combo can be centrally controlled either manually or automatically.

In both solutions one unit can manage 14 sections in the system.



TECHNICAL SPECIFICATIONS

Example of Combo aviary system:



Example, Organic production

Length, system: 88.20 meters (289,37 ft)

Width, system: 14.00 meters (45.9318 ft)

Width, winter garden: 7.00 meter (22.9659 ft)

Width, aisles: 1.25 meters (4.101 ft)

Number of rows: 3

Number of birds: 18.000

9.72 birds per m² / 10.7639 ft².

Example, Conventional production

Length, system: 89,40 meters (293.31 ft)

Width, system: 20,00 meters (65.6168 ft)

Width, aisles: 1,60 meters (5.2493 ft)

Number of rows: 4

Number of birds: 30.000

16.78 birds per m² / 10.7639 ft²

FACTS

System area:

4,4 m² (47,3612 ft²) per running meter (3.2808 ft.)

Nest area:

1,143 m² (12.3031 ft²) per running meter (3.2808 ft.)

Feed trough:

Up to 6 meters (19.685 ft.) per running meter (3.2808 ft.)


Perches:

Up to 23 perches per row


Optional added area:

Up to 0,74 m² (7.9653 ft²) per running meter (3.2808 ft.) can be added via wooden plates in front of the nest.

See also LANDMECO brochures on, for example:
(LANDMECO retains the right to alter specifications without notice)



AVIARY SYSTEMS
XTRA



AVIARY SYSTEMS
REARING

DEALER